



Draka

Draka Cableteq / Mobile Network Cable

Drum Handling Instructions

Keep the drum in an upright position

Always store and move the drum in an upright position. When kept upright, the cable layers will not entangle and cause problems when the cable is layed. Keep the cable protected until the cable is used.

Always roll the drum in the direction of the arrow. This way the cable will not unwind and loosen on the drum.





Draka

Draka Cableteq / Mobile Network Cable

Drum Handling Instructions

Handling with a fork-lift truck

The forks of the truck must be longer than the width of the drum, so that the lagging is not damaged. When moving the drum, lift the truck mast so that the drum remains in the fork and the points do not touch the ground. Raise the forks of the forklift sufficiently, 15-20 cm, above the ground. Do not release the drum until the truck has stopped completely. Do not push the drum with the truck. Leave sufficient room between each drum so that the fork does not damage the drum.





Draka

Draka Cableteq / Mobile Network Cable

Drum Handling Instructions

Secure the drums firmly

Large drums should be lifted from the base onto triangular or square wedges. Sideways movement is eliminated by planks attached to the side of the drum.

If the drums will be stacked, the same sized drums should be positioned exactly on top of each other.

If smaller drums are stacked on larger drums, planks of the size of the larger drum are placed in between to protect the flanges. Above method is recommended even when same size drums are stacked.



Draka

Draka Cableteq / Mobile Network Cable

Drum Handling Instructions

Secure drums in the transportation

To prevent the drums from moving, a combination of wedges and transportation support should be used and tied down in front and rear. Higher drums should be tied sideways as high up as possible.

The drums loaded first should rest against the front board (observing shaft weight). If the last drum does not lean against the end board or if the board is not strong enough, the drum must be secured.

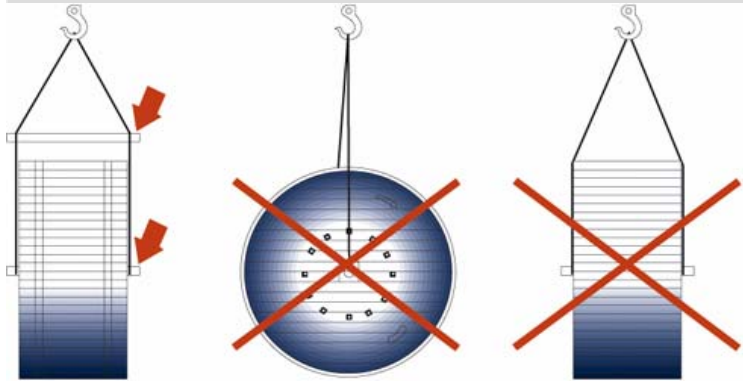




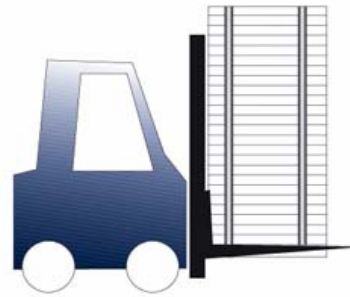
Draka

Draka Cableteq / Mobile Network Cable

Drum Handling Instructions



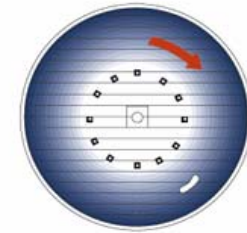
Only lift with a bar through the center.



**When handling with a forklift;
keep upright.**



**Keep upright,
do not lay flat.**



**Roll according to
the arrow.**